


Vacuum Parts prepare for shipment


Chris Stoughton July 17, 2023

Line Number	Quantity	Unit	Description
1	5	each	Gate valve and tee assembly 24" x 18" x 13" 50# ea
2	3	Each	Individual gate valve 24" x 10" x 10" 30# ea
3	2	Each	10 inch cube with two bellows attached 18"x18"x18" 50# ea.
4	2	Each	10 inch cube 12"x12"x12" 50# ea
5	4	Each	Ion pump assembly (various configurations) 36"x12"x10" 50# ea.
6	4	Each	Tee fixture (no attachments) 12"x12"x10" 10# ea.
7	4	Each	Edge Welded bellows 12"x10"x10" 10# ea.
8	9	Each	10-ft tube 121"x 8"x8" 40# ea,
9	1	Each	5-foot tube 61"x8"x8" 40#ea
10	1	Each	3-foot tube 37"x 8"x8" 30#ea.
11	1	Lot	Isolation plates, pushers, and dogs 36"x 36"x 36" 200# total with next line added into crate dims & wt
12	1	Lot	Assorted bolts, nut plates, gaskets, and fixtures
13	2	Each	36" x 16" x13" 400 lb round chamber ea.


1. Gate Valve and tee assembly




2. Individual gate valve



3. 10-inch cube with two bellows attached



4. 10-inch cube



5. Ion pump assembly (various configurations)



6. Tee fixture (no attachments)



7. Edge Welded Bellows



8. 10-ft tube




9. 5-ft tube



10. 3-foot tube



11. Isolation plates, pushers, and dogs (about 1/3 of the quantity to be shipped is pictured)



12. Assorted bolts, nut plates, gaskets, and fixtures



13. 36" x 16" 400 lb round chamber

